


Ø 5 mm - 65 mm


## Bar feeders



Portable control panel with integrated magnetic holders for flexible attachment in the operator's working environment



Automatic diameter setting of the lateral storage



The movable guide segments automatically adapt to the required material bar diameters

# turbo 5-65 V

## The bar feeder for bar diameters of 5 mm - 65 mm

The V-version of the turbo 5-65 has movable guide segments which adapt automatically to the requested material bar diameter after entering the diameter. Thus, exchanging the guide channel and exchanging the pusher over big ranges is not required anymore. When having to exchange material bar diameters often, this leads to a much higher efficiency in production. The proven advantages of the hydrodynamic bearing effect of the oil filled channel remain.

### Simple and convenient - the ERGOlogic control ...

- Modern touch control with generously sized 8.4" screen makes an intuitive operating concept possible for a faster learning phase.
- Integrated assistant function for guided set up for inexperienced users.

### Efficient and practice-oriented handling ...


- The automatic diameter adaption of the guide segments in the channel as well as the material bar separation are done by control panel entry.
- An optional shifting device allows for the bar feeder to be pushed away up to 400 mm from the lathe to replace a spindle reduction, for example.
- The laterally loadable material storage for round, square and hexagonal material is adjustable infinitely at an angle and thus guarantees a gentle and reliable transfer in the guide channel for all bar profiles.

### Solid design ...

- The massive and torsion-resistant machine bed made of grey iron forms the solid base and in combination with inserts made of polyurethane guarantees the highest vibration dampening.

### Optimal material bar guidance ...

- Due to the adjustable guide segments, a change of the guide channel inserts and the pusher over a wide diameter range\* is not required. They guarantee an optimal guidance even of small material bar diameters in a big channel.

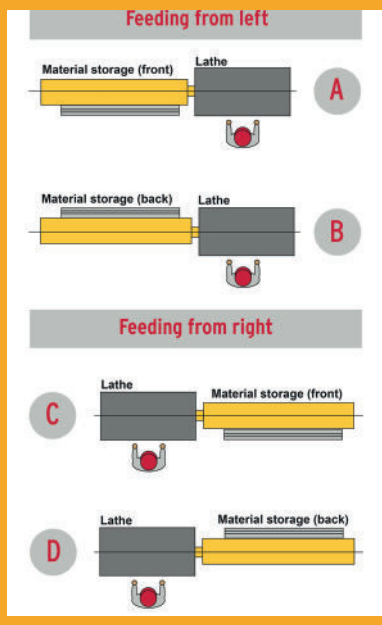


# turbo 5-65 V

## The bar feeder for bar diameters of 5 mm - 65 mm

### Technical data

#### Loading possibilities



|                                  | Unit      | turbo 5-65 V                |      |
|----------------------------------|-----------|-----------------------------|------|
| Ø Pusher (max.)                  | mm        | 65                          |      |
| Bar length <sup>1)</sup>         | mm        | 3200                        | 4200 |
| Ø Material bars (min. - max.)    | mm        | 5 - 65                      |      |
| Loading capacity                 | mm        | 240                         |      |
| Loading capacity (min. Ø/max. Ø) | St.       | 48 with 5 mm/4 with 65 mm   |      |
| Remnant length (max.)            | mm        | 530                         |      |
| Loading time (ca.)               | s         | 23                          | -    |
| Feed speed                       | mm/s      | 0 - 1000                    |      |
| Reverse speed                    | mm/s      | 0 - 2000                    |      |
| Operating voltage (50/60 Hz)     | V         | 3 x 190 - 480 <sup>2)</sup> |      |
| Power consumption                | kW        | 2,5                         |      |
| Compressed air supply            | Mpa (bar) | 0,6 (6)                     |      |
| Weight without oil filling       | kg        | 1800                        | 2300 |

<sup>1)</sup> Special lengths upon request.

<sup>2)</sup> Will be adjusted according to the lathe's specifications upon delivery.

#### Standardized series of capacity adjustment sets

| Capacity adjustment set <sup>1)</sup> | 10                   | 15                   | 25                    | 36                    | 42                    | 50                    | 65                    |
|---------------------------------------|----------------------|----------------------|-----------------------|-----------------------|-----------------------|-----------------------|-----------------------|
| Round D [mm]                          | 5 - 10 <sup>2)</sup> | 8 - 15 <sup>2)</sup> | 13 - 25 <sup>2)</sup> | 23 - 36 <sup>2)</sup> | 30 - 42 <sup>2)</sup> | 35 - 50 <sup>2)</sup> | 45 - 65 <sup>2)</sup> |
| Hexagonal AF [mm]                     | 4 - 7                | 7 - 11               | 11 - 20               | 20 - 30               | 26 - 31               | 30 - 42               | 39 - 55               |
| Square AF [mm]                        | 4 - 6                | 6 - 9                | 9 - 16                | 16 - 24               | 21 - 25               | 25 - 34               | 28 - 45               |

<sup>1)</sup> Intermediate sizes upon request.

<sup>2)</sup> Maximum dimension can only be processed by turning the bar end.

3416 (Bar length 2200)  
4416 (Bar length 3200)  
5416 (Bar length 4200)  
7416 (Bar length 6200)

