

turbo 5-65


Ø 5 mm - 65 mm

The bar feeder for bar diameters of 5 mm - 65 mm


Bar feeders



Portable control panel with integrated magnetic holders for flexible attachment in the operator's working environment



Massive and torsion-resistant machine base, grey iron guarantees optimal vibration dampening



Two prisms actuated pneumatically prevent the tipping of the pusher with the holding down function of the pusher

The turbo 5-65 operates on the principle of the two-step feed. By pivoting the pusher, this allows for a very compact and thus space-saving design. Moreover, the massive machine base made of gray iron guarantees the necessary stability for the precise processing of big material bar diameters, in particular. Its areas of application are single-spindle automatic lathes with a nominal diameter of up to 65 mm which are intended for the permanent operation of an average to a big diameter range.

Simple and convenient - the ERGOlogic control ...

- Modern touch control with generously sized 8.4" screen makes an intuitive operating concept possible for a faster learning phase.
- Integrated assistant function for guided set up for inexperienced users.

Efficient and practice-oriented handling ...

- Fast and easy replacement of inserts makes the efficient adaption of the guide channel to different material diameters possible.
- An optional shifting device allows for the bar feeder to be pushed away up to 400 mm from the lathe to replace a spindle reduction, for example.
- The laterally loadable material storage for round, square and hexagonal material is adjustable infinitely at an angle and thus guarantees a gentle and reliable transfer in the guide channel for all bar profiles.

Solid design ...

- The massive and torsion-resistant machine base made of grey iron forms the solid base and guarantees the highest vibration dampening together with inserts made of polyurethane.

Optimal material bar guidance ...

- The guide steady in combination with the following guide tube or telescopic tube guarantee an optimal guidance, even of small bar diameters in a bigger guide channel.
- The optional holding down function of the pusher is suitable for lathes with fixed spindle stock and prevents a tipping of the pusher when pushing and with an open collet.

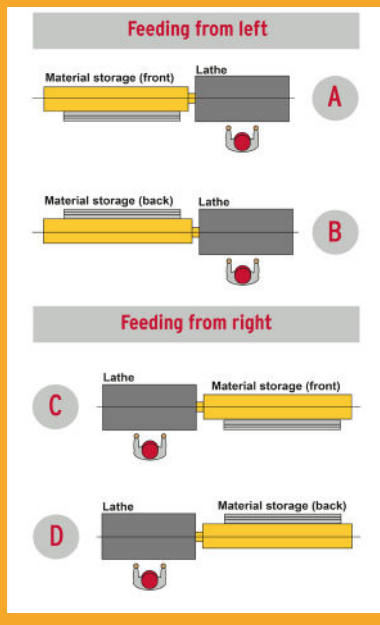


turbo 5-65

The bar feeder for bar diameters of 5 mm - 65 mm

Technical data

Loading possibilities



	Unit	turbo 5-65			
Ø Pusher (max.)	mm	65			
Bar length ¹⁾	mm	2200 ²⁾	3200	4200	6200 ²⁾
Ø Bars (min. - max.)	mm	5 - 65			
Loading capacity	mm	240			
Loading capacity (min. Ø/max. Ø)	St.	48 with 5 mm/4 with 65 mm			
Remnant length (max.)	mm	530			
Loading time*	s	-	23	-	-
Feed speed	mm/s	0 - 1000			
Reverse speed	mm/s	0 - 2000			
Operating voltage (50/60 Hz)	V	3 x 190 - 480 ³⁾			
Power consumption	kW	2,5			
Compressed air supply	Mpa (bar)	0,6 (6)			
Weight without oil filling	kg	1500	1800	2300	3000

¹⁾ Special lengths upon request.

²⁾ Not available as XT- or V-version.

³⁾ Will be adjusted according to the lathe's specifications upon delivery.

* According to FMB standard cycle

Standardized series of capacity adjustment sets

Capacity adjustment set ¹⁾	10	15	25	36	42	50	65
Round D [mm]	5 - 10 ²⁾	8 - 15 ²⁾	13 - 25 ²⁾	23 - 36 ²⁾	30 - 42 ²⁾	35 - 50 ²⁾	45 - 65 ²⁾
Hexagonal AF [mm]	4 - 7	7 - 11	11 - 20	20 - 30	26 - 31	30 - 42	39 - 55
Square AF [mm]	4 - 6	6 - 9	9 - 16	16 - 24	21 - 25	25 - 34	28 - 45

¹⁾ Intermediate sizes upon request.

²⁾ Maximum dimension can only be processed by turning the bar end.

