

turbo 3-36


Ø 3 mm - 38 mm

The bar feeder for bar diameters of 3 mm - 38 mm


Bar feeders



Portable control panel with integrated magnetic holders for flexible attachment in the operator's working environment



Torsion-resistant machine base made of extruded aluminium allows for optimal vibration dampening



Guide steady can flexibly be converted from rollers to guide bushings (when processing polygonal material)

The turbo 3-36 operates on the principle known from the turbo-series, namely the two-step feed. By pivoting the pusher, this allows for a very compact and thus space-saving design. Its areas of application are Swiss lathes or fixed headstock turning lathes with a nominal diameter of up to 38 mm which are intended for the operation of small and average diameter ranges.

Simple and convenient - the ERGOlogic control ...

- Modern touch control with generously sized 8.4" screen makes an intuitive operating concept possible for a faster learning phase.
- Integrated assistant function for guided set up for inexperienced users.

Efficient and practice-oriented handling ...


- Fast and easy replacement of inserts makes the efficient adaption of the guide channel to different material diameters possible.
- An optimal shifting device allows for the bar feeder to be pushed away up to 400 mm from the lathe to replace a spindle reduction, for example.

Solid design ...

- The torsion-resistant machine base made of extruded aluminium forms the solid base and guarantees the highest vibration dampening together with inserts made of plastic.

Optimal material bar guidance ...

- When using a movable spindle stock, the synchronized device couples the bar feed of the bar feeder mechanically to the spindle stock via a coupling system and thus guarantees synchronized following of the pusher.
- The guide steady in combination with the following guide tube or telescopic tube guarantee an optimal guidance, even of small bar diameters in a bigger guide channel. For lathes with long travels along the z-axis a following steady rest is offered as additional support of the material bar.



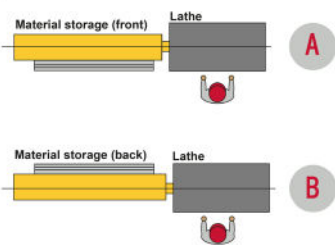
turbo 3-36

The bar feeder for bar diameters of 3 mm - 38 mm

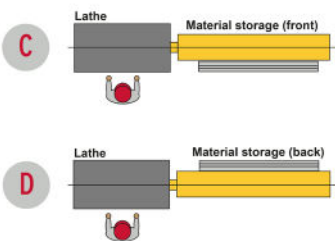
Technical data

Loading possibilities

Feeding from left



Feeding from right



	Unit	turbo 3-36			
Ø Pusher (max.)	mm	38			
Bar length ¹⁾	mm	2200	3200	4200	6200
Ø Material bars (min. - max.)	mm	3 - 38			
Loading capacity	mm	230			
Loading capacity (min. Ø/max. Ø)	pieces	76 with 3 mm/6 with 38 mm			
Remnant length (max.)	mm	450			
Loading time*	s	-	20	-	-
Feed speed	mm/s	0 - 1000			
Reverse speed	mm/s	0 - 2000			
Operating voltage (50/60 Hz)	V	3 x 190 - 480 ²⁾			
Power consumption	kW	2,0			
Compressed air supply	Mpa (bar)	0,6 (6)			
Weight without oil filling	kg	550	750	1000	1500

¹⁾ Special lengths upon request.

²⁾ Will be adjusted according to the lathe's specifications upon delivery.

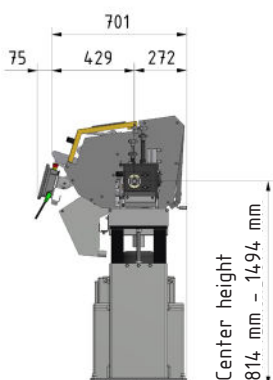
* According to FMB standard cycle

Standardized series of capacity adjustment sets

Capacity adjustment set ¹⁾	10	15	26	32	38
Round D [mm]	3 - 10 ²⁾	8 - 15 ²⁾	13 - 26 ²⁾	23 - 32 ²⁾	28 - 38 ²⁾
Hexagonal AF [mm]	3 - 7	7 - 11	11 - 21	20 - 26	24 - 31
Square AF [mm]	3 - 6	6 - 9	9 - 17	16 - 21	20 - 25

¹⁾ Intermediate sizes upon request.

²⁾ Maximum dimension can only be processed by turning the bar end.



3285 (Bar length 2200)
4285 (Bar length 3200)
5285 (Bar length 4200)
7285 (Bar length 6200)

